

SENTO SUSPENSION

D111030-

base number Finish
 Options

- To build a product code in our configurator select the specify button on the base model # product page
- To build a manual product code on this datasheet choose from the options listed below in blue font and add the suffix to the base model #

GENERAL

Series: Sento _____
 Partner: Ole _____
 Division: Design _____
 Installation: Suspension _____
 Product Type: Pendant _____
 Mounting Location: Ceiling _____
 Light Distribution: Direct _____

PHYSICAL

Shape: Bell _____
 Diameter (mm): 220 _____
 Diameter (in): 8 ¹¹/₁₆ _____
 Height (mm): 140 _____
 Height (in): 5 ¹/₂ _____
 Max. Overall Height (mm): 3140 _____
 Max. Overall Height (in): 123 ⁵/₈ _____
 Weight (kg): 1.2 _____
 Weight (lbs): 2.6 _____
 Diffuser:rylic - Satin _____
 Fixture Finish: WHI / BLK / SND / OLV / TER _____
 Fixture Material: Metal _____
 Cable Details: 3000mm Cable _____

ELECTRICAL

Number of Lamps: 1 _____
 Lamp Type: LED Retrofit _____
 Lamp Shape: MR16 _____
 Bulb Included: Bulb Not Included _____
 Max. Wattage Per Lamp (W): 7 _____
 Lamp Base: GU10 _____
 Input Voltage (V): 120 _____

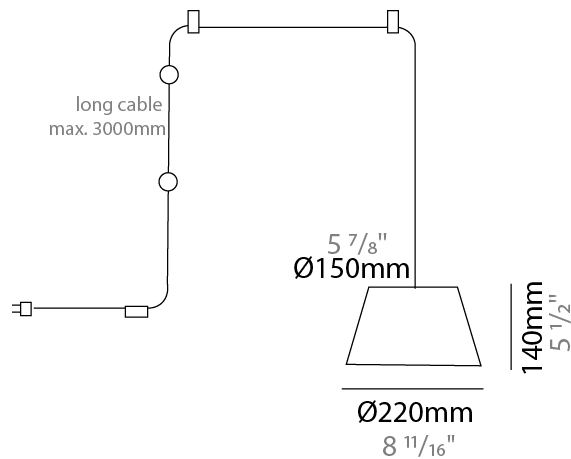
LED

OPTICAL

Adjustability: Fixed _____

RATINGS AND CERTIFICATIONS

Certified By: Certified for North American Standards _____
 IP rating: IP20 _____



SENTO SUSPENSION

D111030-

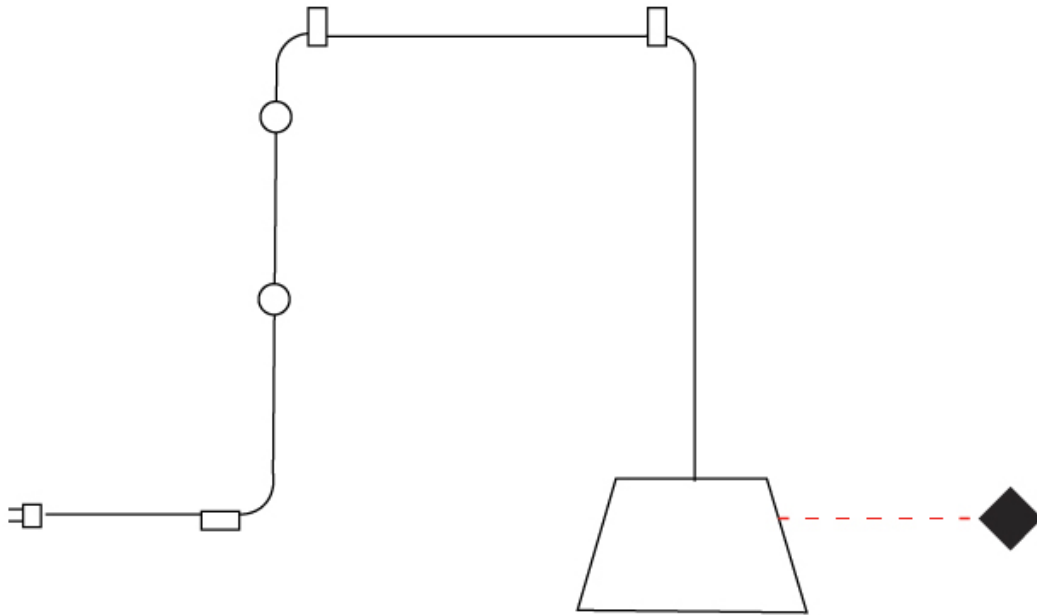
PROJECT

TYPE

SPECIFIER

QUANTITY

DATE



D

SENTO SUSPENSION

D111031-

base number Finish
Options

PROJECT _____
 TYPE _____
 SPECIFIER _____
 QUANTITY _____
 DATE _____

- To build a product code in our configurator select the specify button on the base model # product page
- To build a manual product code on this datasheet choose from the options listed below in blue font and add the suffix to the base model #

GENERAL

Series: Sento
 Partner: Ole
 Division: Design
 Installation: Suspension
 Product Type: Pendant
 Mounting Location: Ceiling
 Light Distribution: Direct

PHYSICAL

Shape: Bell
 Diameter (mm): 220
 Diameter (in): 8 ¹¹/₁₆
 Height (mm): 140
 Height (in): 5 ¹/₂
 Max. Overall Height (mm): 3140
 Max. Overall Height (in): 123 ⁵/₈
 Weight (kg): 1.8
 Weight (lbs): 3.6
 Diffuser: Arylic - Satin
 Fixture Finish: WHI / BLK
 Fixture Material: Metal
 Cable Details: 3000mm Cable

ELECTRICAL

Number of Lamps: 2
 Lamp Type: LED Retrofit
 Lamp Shape: MR16
 Bulb Included: Bulb Not Included
 Max. Wattage Per Lamp (W): 7
 Lamp Base: GU10
 Input Voltage (V): 120

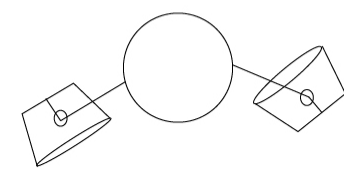
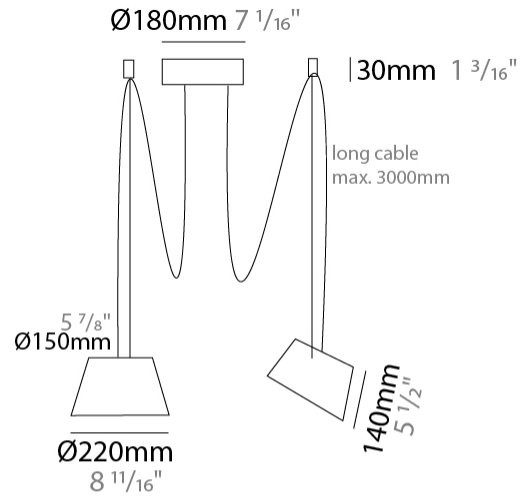
LED

OPTICAL

Adjustability: Tilting

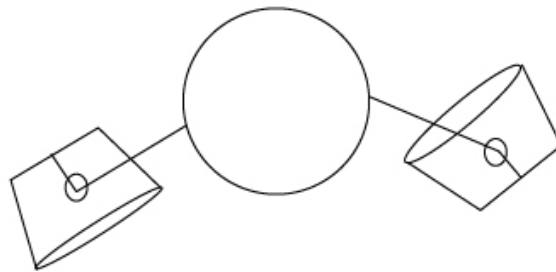
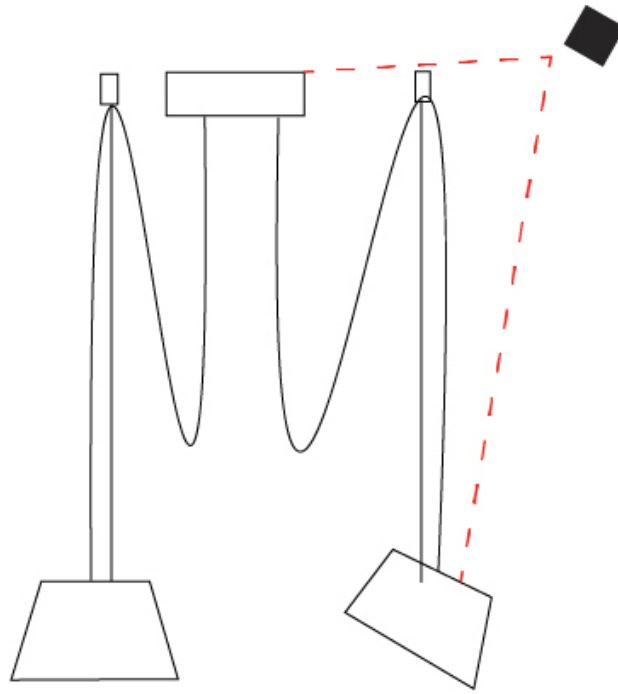
RATINGS AND CERTIFICATIONS

Certified By: Certified for North American Standards
 IP rating: IP20



D111031-

PROJECT	_____
TYPE	_____
SPECIFIER	_____
QUANTITY	_____
DATE	_____



D

PROJECT _____
 TYPE _____
 SPECIFIER _____
 QUANTITY _____
 DATE _____

SENTO SUSPENSION

D111032-

base number _____
 Finish _____
 Options _____

- To build a product code in our configurator select the specify button on the base model # product page
- To build a manual product code on this datasheet choose from the options listed below in blue font and add the suffix to the base model #

GENERAL

Series: Sento _____
 Partner: Ole _____
 Division: Design _____
 Installation: Suspension _____
 Product Type: Pendant _____
 Mounting Location: Ceiling _____
 Light Distribution: Direct _____

PHYSICAL

Shape: Bell _____
 Diameter (mm): 220 _____
 Diameter (in): 8 ¹¹/₁₆ _____
 Height (mm): 140 _____
 Height (in): 5 ¹/₂ _____
 Max. Overall Height (mm): 3140 _____
 Max. Overall Height (in): 123 ⁵/₈ _____
 Weight (kg): 2.4 _____
 Weight (lbs): 5.3 _____
 Diffuser: Arylic - Satin _____
 Fixture Finish: WHI / BLK _____
 Fixture Material: Metal _____
 Cable Details: 3000mm Cable _____

ELECTRICAL

Number of Lamps: 3 _____
 Lamp Type: LED Retrofit _____
 Lamp Shape: MR16 _____
 Bulb Included: Bulb Not Included _____
 Max. Wattage Per Lamp (W): 7 _____
 Lamp Base: GU10 _____
 Input Voltage (V): 120 _____

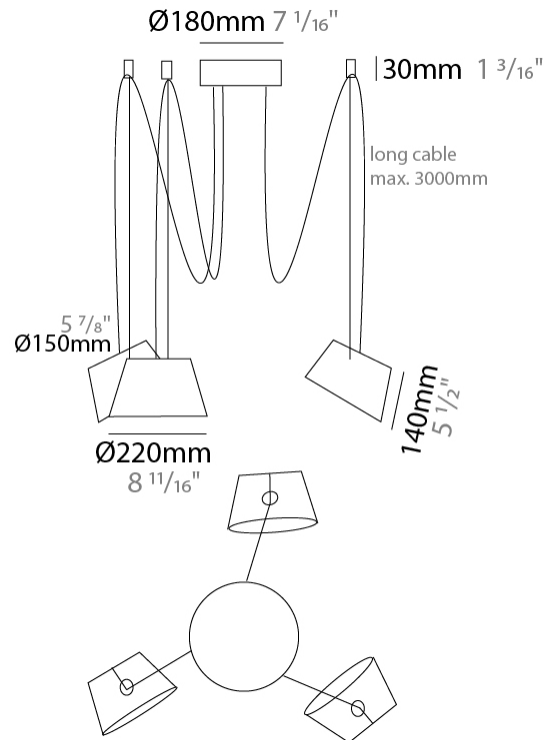
LED

OPTICAL

Adjustability: Tilting _____

RATINGS AND CERTIFICATIONS

Certified By: Certified for North American Standards _____
 IP rating: IP20 _____



D111032-

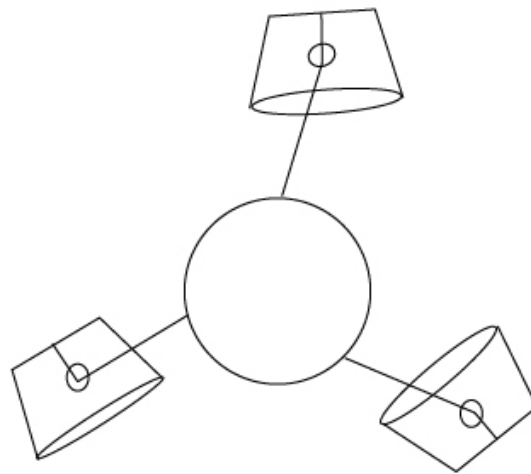
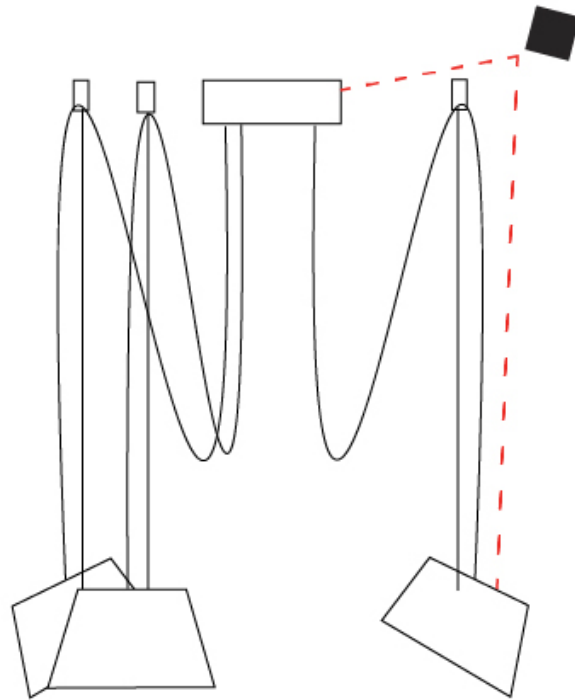
PROJECT _____

TYPE _____

SPECIFIER _____

QUANTITY _____

DATE _____



D

PROJECT _____
 TYPE _____
 SPECIFIER _____
 QUANTITY _____
 DATE _____

SENTO SUSPENSION

D111033-

base number _____
 Finish _____
 Options _____

- To build a product code in our configurator select the specify button on the base model # product page
- To build a manual product code on this datasheet choose from the options listed below in blue font and add the suffix to the base model #

GENERAL

Series: Sento _____
 Partner: Ole _____
 Division: Design _____
 Installation: Suspension _____
 Product Type: Pendant _____
 Mounting Location: Ceiling _____
 Light Distribution: Direct _____

PHYSICAL

Shape: Bell _____
 Diameter (mm): 220 _____
 Diameter (in): 8 ¹¹/₁₆ _____
 Height (mm): 140 _____
 Height (in): 5 ¹/₂ _____
 Max. Overall Height (mm): 3140 _____
 Max. Overall Height (in): 123 ⁵/₈ _____
 Weight (kg): 3 _____
 Weight (lbs): 6.6 _____
 Diffuser: Arylic - Satin _____
 Fixture Finish: WHI / BLK _____
 Fixture Material: Metal _____
 Cable Details: 3000mm Cable _____

ELECTRICAL

Number of Lamps: 4 _____
 Lamp Type: LED Retrofit _____
 Lamp Shape: MR16 _____
 Bulb Included: Bulb Not Included _____
 Max. Wattage Per Lamp (W): 7 _____
 Lamp Base: GU10 _____
 Input Voltage (V): 120 _____

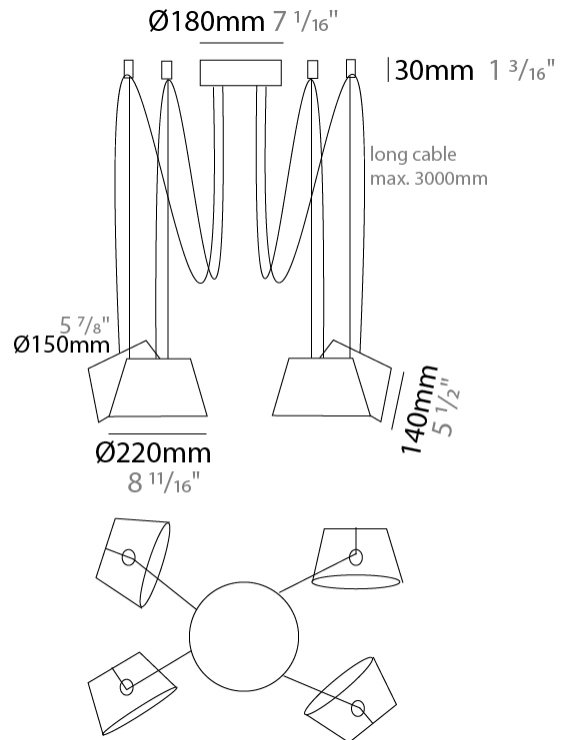
LED

OPTICAL

Adjustability: Tilting _____

RATINGS AND CERTIFICATIONS

Certified By: Certified for North American Standards _____
 IP rating: IP20 _____



D111033-

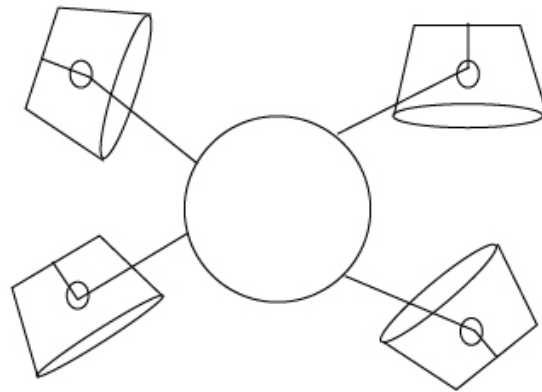
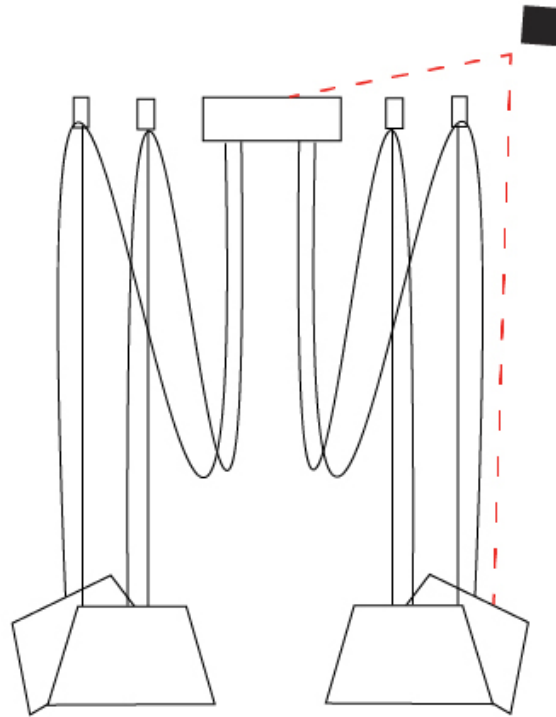
PROJECT _____

TYPE _____

SPECIFIER _____

QUANTITY _____

DATE _____



D

PROJECT _____
 TYPE _____
 SPECIFIER _____
 QUANTITY _____
 DATE _____

SENTO SUSPENSION

D111034-

base number _____
 Finish _____
 Options _____

- To build a product code in our configurator select the specify button on the base model # product page
- To build a manual product code on this datasheet choose from the options listed below in blue font and add the suffix to the base model #

GENERAL

Series: Sento _____
 Partner: Ole _____
 Division: Design _____
 Installation: Suspension _____
 Product Type: Pendant _____
 Mounting Location: Ceiling _____
 Light Distribution: Direct _____

PHYSICAL

Shape: Bell _____
 Diameter (mm): 220 _____
 Diameter (in): 8 ¹¹/₁₆ _____
 Height (mm): 140 _____
 Height (in): 5 ¹/₂ _____
 Max. Overall Height (mm): 3140 _____
 Max. Overall Height (in): 123 ⁵/₈ _____
 Weight (kg): 3.6 _____
 Weight (lbs): 7.9 _____
 Diffuser: Arylic - Satin _____
 Fixture Finish: WHI / BLK _____
 Fixture Material: Metal _____
 Cable Details: 3000mm Cable _____

ELECTRICAL

Number of Lamps: 5 _____
 Lamp Type: LED Retrofit _____
 Lamp Shape: MR16 _____
 Bulb Included: Bulb Not Included _____
 Max. Wattage Per Lamp (W): 7 _____
 Lamp Base: GU10 _____
 Input Voltage (V): 120 _____

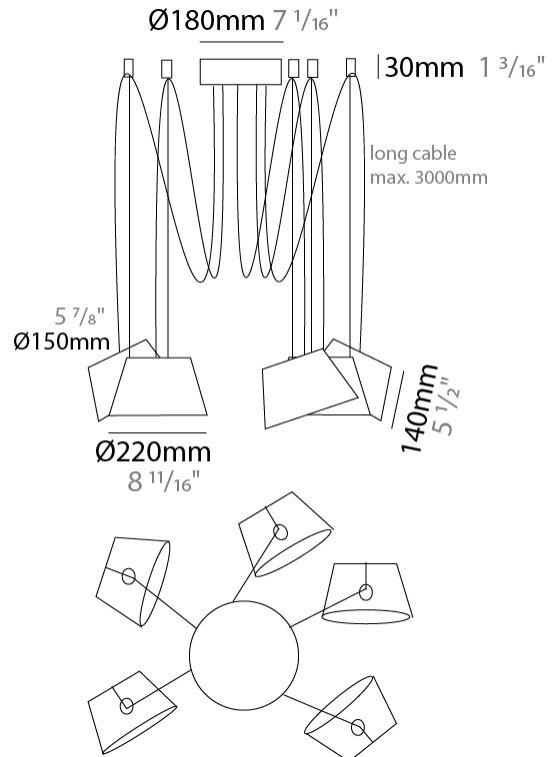
LED

OPTICAL

Adjustability: Tilting _____

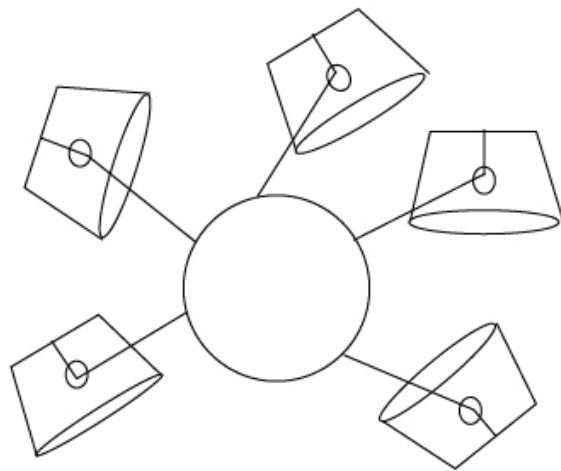
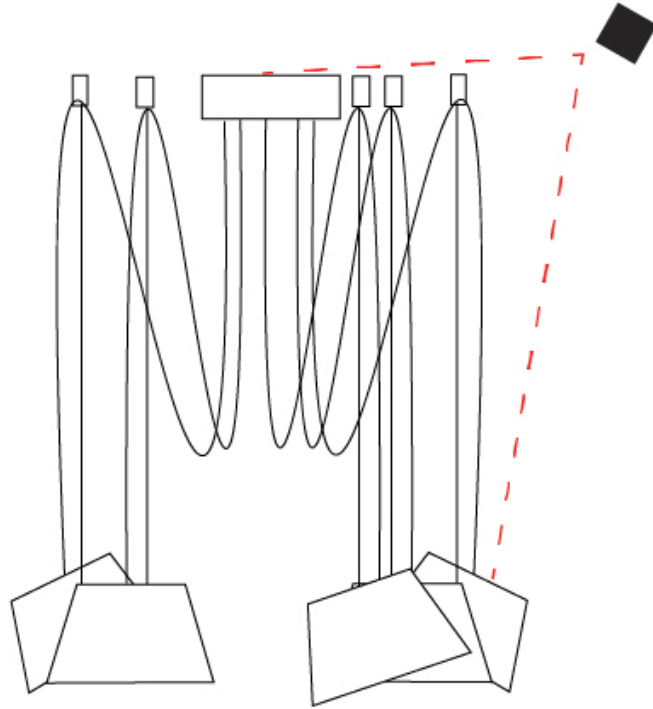
RATINGS AND CERTIFICATIONS

Certified By: Certified for North American Standards _____
 IP rating: IP20 _____



D111034-

PROJECT	_____
TYPE	_____
SPECIFIER	_____
QUANTITY	_____
DATE	_____



D

SENTO SUSPENSION

D111035-

base number _____
 Finish _____
 Options _____

- To build a product code in our configurator select the specify button on the base model # product page
- To build a manual product code on this datasheet choose from the options listed below in blue font and add the suffix to the base model #

GENERAL

Series: Sento _____
 Partner: Ole _____
 Division: Design _____
 Installation: Suspension _____
 Product Type: Pendant _____
 Mounting Location: Ceiling _____
 Light Distribution: Direct _____

PHYSICAL

Shape: Bell _____
 Diameter (mm): 220 _____
 Diameter (in): 8 ¹¹/₁₆ _____
 Height (mm): 140 _____
 Height (in): 5 ¹/₂ _____
 Max. Overall Height (mm): 3140 _____
 Max. Overall Height (in): 123 ⁵/₈ _____
 Weight (kg): 4.5 _____
 Weight (lbs): 9.9 _____
 Diffuser: Arylic - Satin _____
 Fixture Finish: WHI / BLK _____
 Fixture Material: Metal _____
 Cable Details: 3000mm Cable _____

ELECTRICAL

Number of Lamps: 6 _____
 Lamp Type: LED Retrofit _____
 Lamp Shape: MR16 _____
 Bulb Included: Bulb Not Included _____
 Max. Wattage Per Lamp (W): 7 _____
 Lamp Base: GU10 _____
 Input Voltage (V): 120 _____

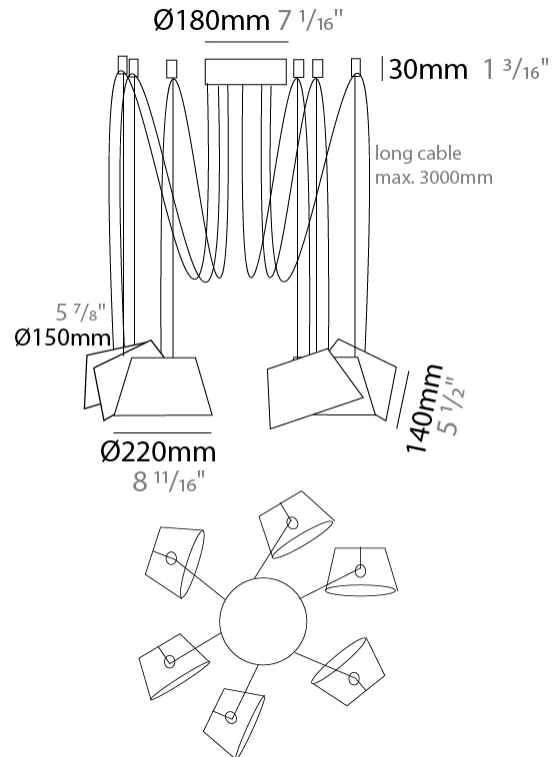
LED

OPTICAL

Adjustability: Tilting _____

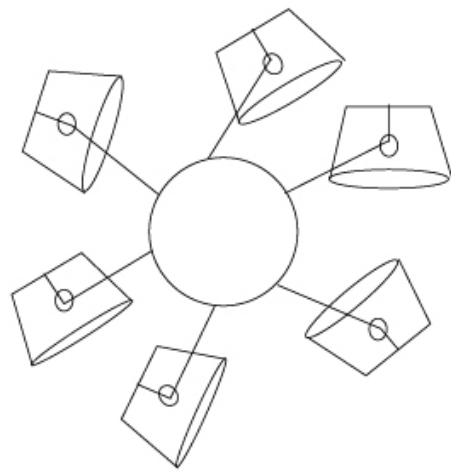
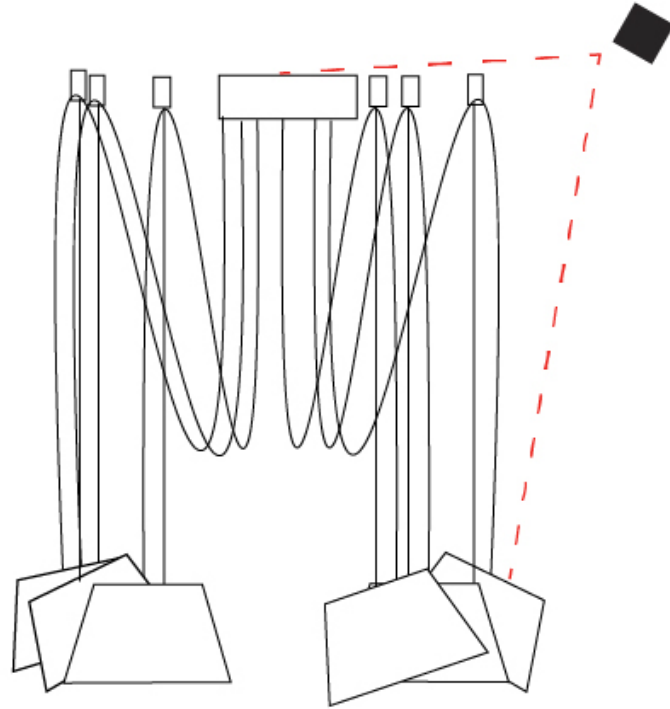
RATINGS AND CERTIFICATIONS

Certified By: Certified for North American Standards _____
 IP rating: IP20 _____



D111035-

PROJECT	_____
TYPE	_____
SPECIFIER	_____
QUANTITY	_____
DATE	_____



D

PROJECT	_____
TYPE	_____
SPECIFIER	_____
QUANTITY	_____
DATE	_____

SENTO SUSPENSION

D111039-

base number Finish
Options

- To build a product code in our configurator select the specify button on the base model # product page
- To build a manual product code on this datasheet choose from the options listed below in blue font and add the suffix to the base model #

GENERAL

Series: Sento
 Partner: Ole
 Division: Design
 Installation: Suspension
 Product Type: Pendant
 Mounting Location: Ceiling
 Light Distribution: Direct

PHYSICAL

Shape: Bell
 Diameter (mm): 310
 Diameter (in): 12 3/16
 Height (mm): 180
 Height (in): 7 1/16
 Max. Overall Height (mm): 3180
 Max. Overall Height (in): 125 3/16
 Weight (kg): 1.3
 Weight (lbs): 2.9
 Diffuser: Arylic - Satin
 Fixture Finish: WHI / BLK / SND / OLV / TER
 Fixture Material: Metal
 Cable Details: 3000mm Cable

ELECTRICAL

Number of Lamps: 1
 Lamp Type: LED Retrofit
 Lamp Shape: A19
 Bulb Included: Bulb Not Included
 Max. Wattage Per Lamp (W): 7
 Lamp Base: E26
 Input Voltage (V): 120
 Upon Request: 277Vac / GU24

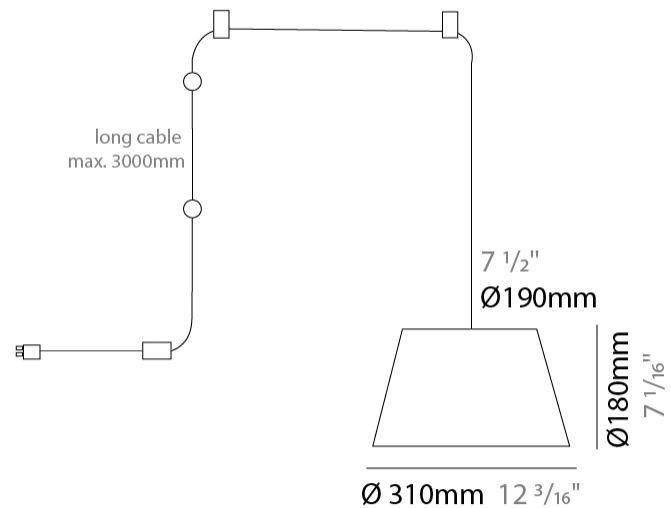
LED

OPTICAL

Adjustability: Fixed

RATINGS AND CERTIFICATIONS

Certified By: Certified for North American Standards
 IP rating: IP20



D111039-

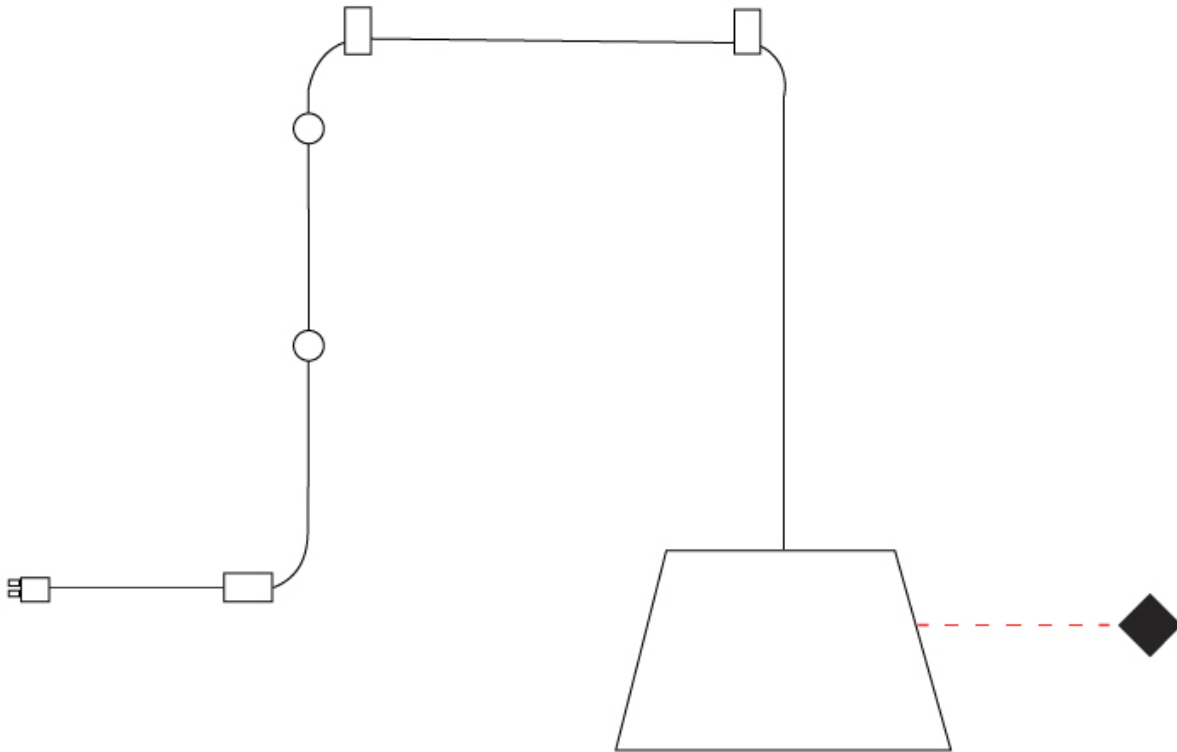
PROJECT

TYPE

SPECIFIER

QUANTITY

DATE



D

SENTO SUSPENSION

D111040-

base number Finish
Options

PROJECT
TYPE
SPECIFIER
QUANTITY
DATE

- To build a product code in our configurator select the specify button on the base model # product page
- To build a manual product code on this datasheet choose from the options listed below in blue font and add the suffix to the base model #

GENERAL

Series: Sento
 Partner: Ole
 Division: Design
 Installation: Suspension
 Product Type: Pendant
 Mounting Location: Ceiling
 Light Distribution: Direct

PHYSICAL

Shape: Bell
 Diameter (mm): 310
 Diameter (in): 12 ³/₁₆"
 Height (mm): 180
 Height (in): 7 ¹/₁₆"
 Max. Overall Height (mm): 3180
 Max. Overall Height (in): 125 ³/₁₆"
 Weight (kg): 1.8
 Weight (lbs): 4
 Diffuser: Arylic - Satin
 Fixture Finish: WHI / BLK
 Fixture Material: Metal
 Cable Details: 3000mm Cable

ELECTRICAL

Number of Lamps: 2
 Lamp Type: LED Retrofit
 Lamp Shape: A19
 Bulb Included: Bulb Not Included
 Max. Wattage Per Lamp (W): 7
 Lamp Base: E26
 Input Voltage (V): 120
 Upon Request: 277Vac / GU24

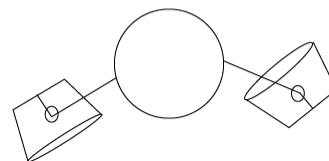
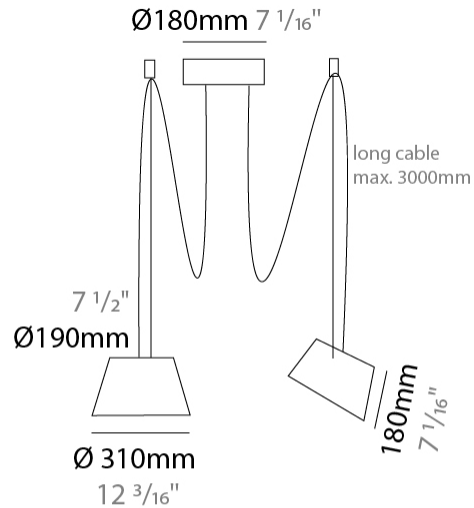
LED

OPTICAL

Adjustability: Tilting

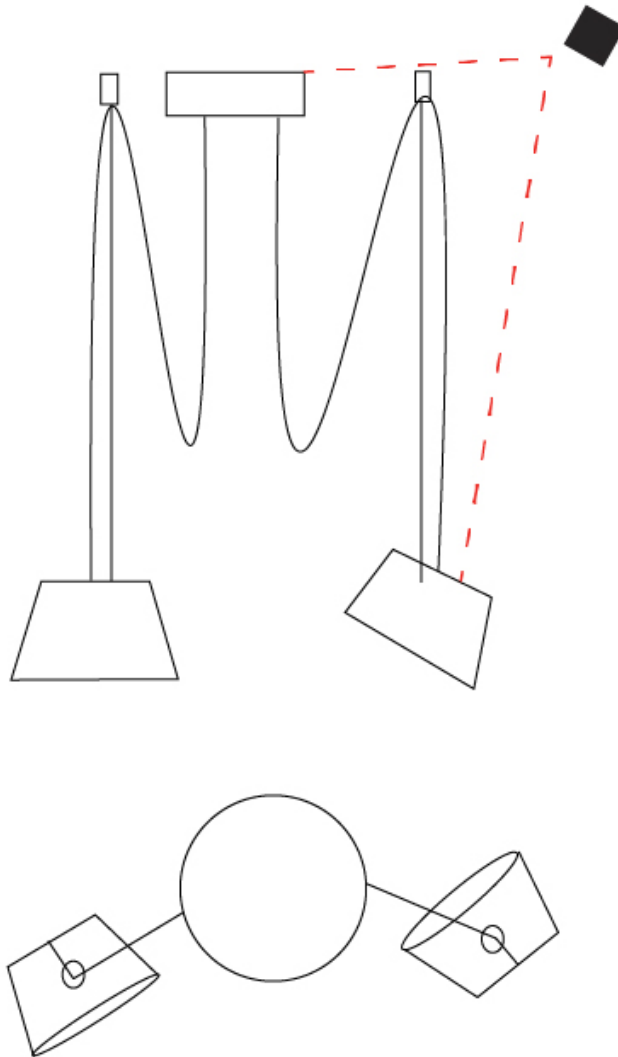
RATINGS AND CERTIFICATIONS

Certified By: Certified for North American Standards
 IP rating: IP20



D111040-

PROJECT	_____
TYPE	_____
SPECIFIER	_____
QUANTITY	_____
DATE	_____



D

PROJECT _____
 TYPE _____
 SPECIFIER _____
 QUANTITY _____
 DATE _____

SENTO SUSPENSION

D111041-

base number _____
 Finish _____
 Options _____

- To build a product code in our configurator select the specify button on the base model # product page
- To build a manual product code on this datasheet choose from the options listed below in blue font and add the suffix to the base model #

GENERAL

Series: Sento _____
 Partner: Ole _____
 Division: Design _____
 Installation: Suspension _____
 Product Type: Pendant _____
 Mounting Location: Ceiling _____
 Light Distribution: Direct _____

PHYSICAL

Shape: Bell _____
 Diameter (mm): 310 _____
 Diameter (in): 12 ³/₁₆ _____
 Height (mm): 180 _____
 Height (in): 7 ¹/₁₆ _____
 Max. Overall Height (mm): 3180 _____
 Max. Overall Height (in): 125 ³/₁₆ _____
 Weight (kg): 2.3 _____
 Weight (lbs): 5.1 _____
 Diffuser: Arylic - Satin _____
 Fixture Finish: WHI / BLK _____
 Fixture Material: Metal _____
 Cable Details: 3000mm Cable _____

ELECTRICAL

Number of Lamps: 3 _____
 Lamp Type: LED Retrofit _____
 Lamp Shape: A19 _____
 Bulb Included: Bulb Not Included _____
 Max. Wattage Per Lamp (W): 7 _____
 Lamp Base: E26 _____
 Input Voltage (V): 120 _____
 Upon Request: 277Vac / GU24 _____

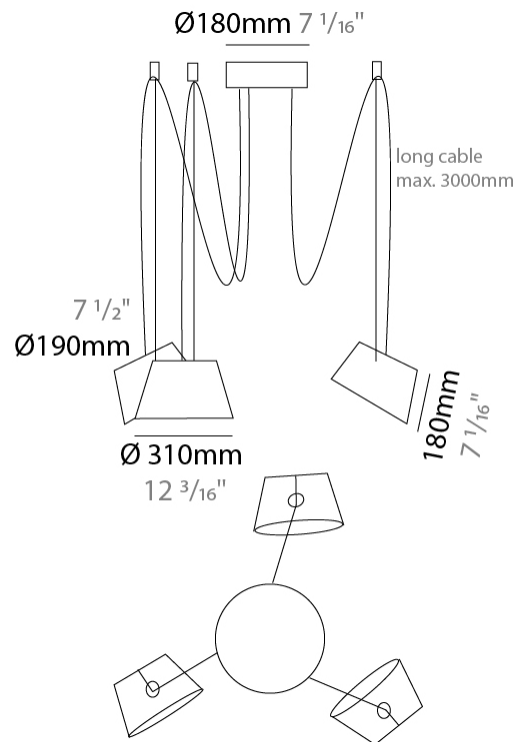
LED

OPTICAL

Adjustability: Tilting _____

RATINGS AND CERTIFICATIONS

Certified By: Certified for North American Standards _____
 IP rating: IP20 _____



D111041-

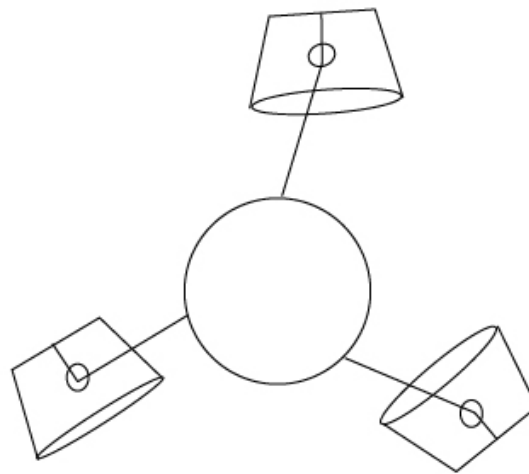
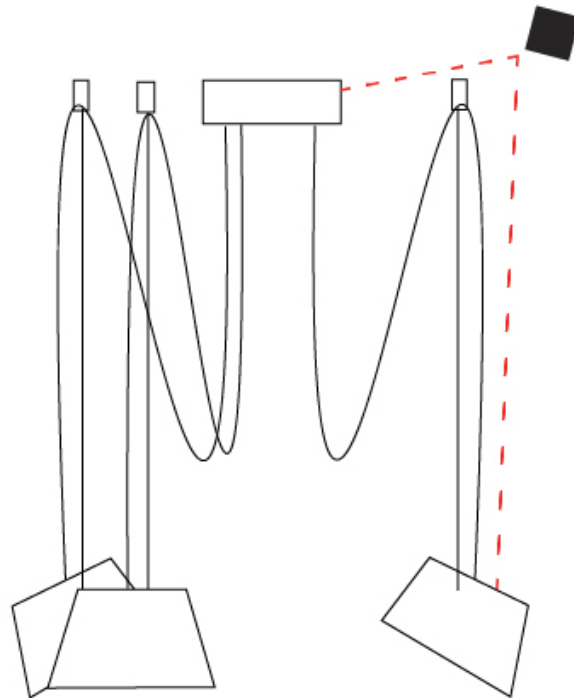
PROJECT _____

TYPE _____

SPECIFIER _____

QUANTITY _____

DATE _____



D

SENTO SUSPENSION

D111042-

base number _____
 Finish _____
 Options _____

- To build a product code in our configurator select the specify button on the base model # product page
- To build a manual product code on this datasheet choose from the options listed below in blue font and add the suffix to the base model #

GENERAL

Series: Sento _____
 Partner: Ole _____
 Division: Design _____
 Installation: Suspension _____
 Product Type: Pendant _____
 Mounting Location: Ceiling _____
 Light Distribution: Direct _____

PHYSICAL

Shape: Bell _____
 Diameter (mm): 310 _____
 Diameter (in): 12 ³/₁₆ _____
 Height (mm): 180 _____
 Height (in): 7 ¹/₁₆ _____
 Max. Overall Height (mm): 3180 _____
 Max. Overall Height (in): 125 ³/₁₆ _____
 Weight (kg): 2.9 _____
 Weight (lbs): 6.4 _____
 Diffuser:rylic - Satin _____
 Fixture Finish: WHI / BLK _____
 Fixture Material: Metal _____
 Cable Details: 3000mm Cable _____

ELECTRICAL

Number of Lamps: 4 _____
 Lamp Type: LED Retrofit _____
 Bulb Included: Bulb Not Included _____
 Max. Wattage Per Lamp (W): 7 _____
 Lamp Base: E26 _____
 Input Voltage (V): 120 _____

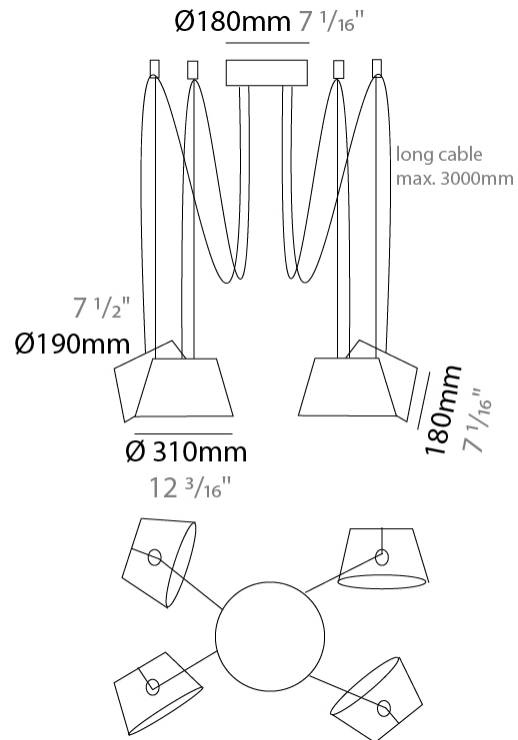
LED

OPTICAL

Adjustability: Tilting _____

RATINGS AND CERTIFICATIONS

Certified By: Certified for North American Standards _____
 IP rating: IP20 _____



D111042-

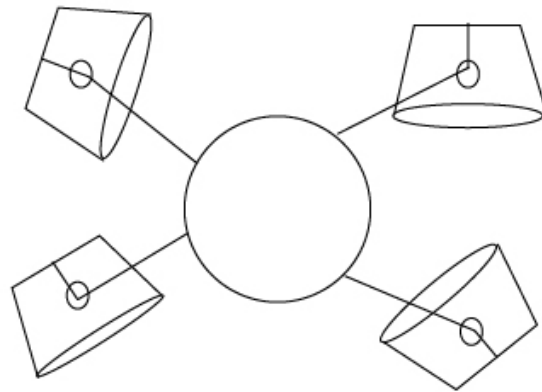
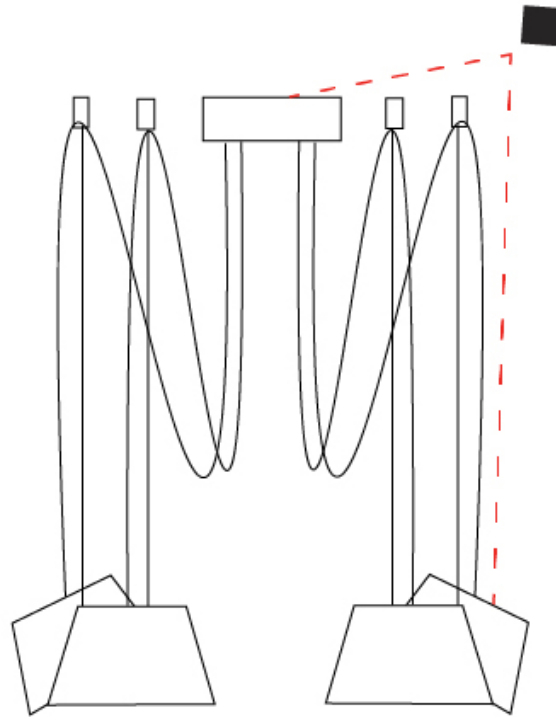
PROJECT _____

TYPE _____

SPECIFIER _____

QUANTITY _____

DATE _____



D

PROJECT _____
 TYPE _____
 SPECIFIER _____
 QUANTITY _____
 DATE _____

SENTO SUSPENSION

D111043-

base number Finish
 Options

- To build a product code in our configurator select the specify button on the base model # product page
- To build a manual product code on this datasheet choose from the options listed below in blue font and add the suffix to the base model #

GENERAL

Series: Sento _____
 Partner: Ole _____
 Division: Design _____
 Installation: Suspension _____
 Product Type: Pendant _____
 Mounting Location: Ceiling _____
 Light Distribution: Direct _____

PHYSICAL

Shape: Bell _____
 Diameter (mm): 310 _____
 Diameter (in): 12 ³/₁₆ _____
 Height (mm): 180 _____
 Height (in): 7 ¹/₁₆ _____
 Max. Overall Height (mm): 3180 _____
 Max. Overall Height (in): 125 ³/₁₆ _____
 Weight (kg): 3.6 _____
 Weight (lbs): 7.9 _____
 Diffuser: Arylic - Satin _____
 Fixture Finish: WHI / BLK _____
 Fixture Material: Metal _____
 Cable Details: 3000mm Cable _____

ELECTRICAL

Number of Lamps: 5 _____
 Lamp Type: LED Retrofit _____
 Lamp Shape: A19 _____
 Bulb Included: Bulb Not Included _____
 Max. Wattage Per Lamp (W): 7 _____
 Lamp Base: E26 _____
 Input Voltage (V): 120 _____
 Upon Request: 277Vac / GU24 _____

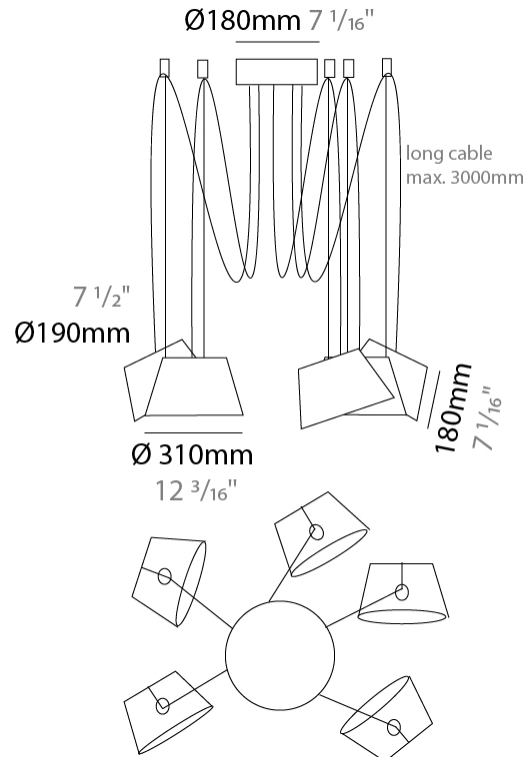
LED

OPTICAL

Adjustability: Tilting _____

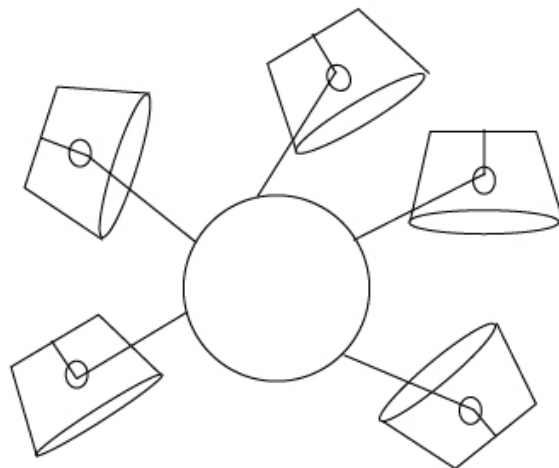
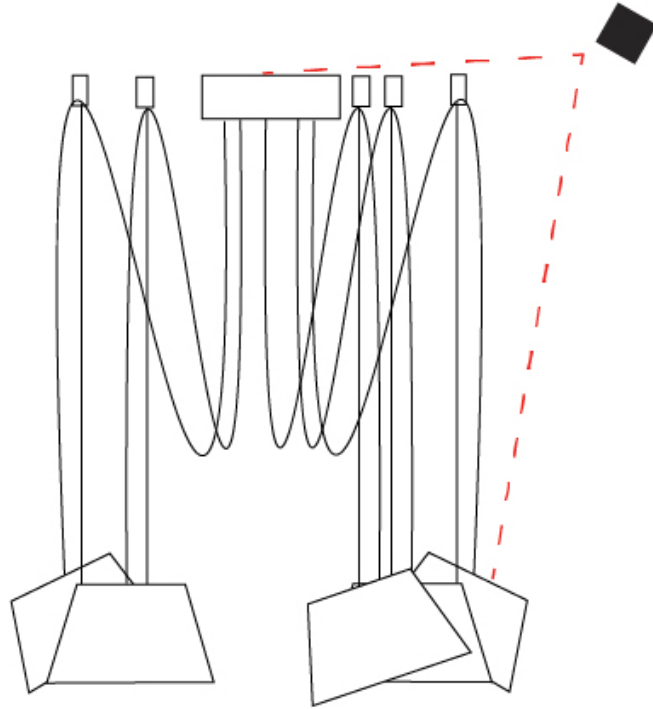
RATINGS AND CERTIFICATIONS

Certified By: Certified for North American Standards _____
 IP rating: IP20 _____



D111043-

PROJECT	_____
TYPE	_____
SPECIFIER	_____
QUANTITY	_____
DATE	_____



D

PROJECT _____
 TYPE _____
 SPECIFIER _____
 QUANTITY _____
 DATE _____

SENTO SUSPENSION

D111044-

base number Finish
 Options

- To build a product code in our configurator select the specify button on the base model # product page
- To build a manual product code on this datasheet choose from the options listed below in blue font and add the suffix to the base model #

GENERAL

Series: Sento _____
 Partner: Ole _____
 Division: Design _____
 Installation: Suspension _____
 Product Type: Pendant _____
 Mounting Location: Ceiling _____
 Light Distribution: Direct _____

PHYSICAL

Shape: Bell _____
 Diameter (mm): 310 _____
 Diameter (in): 12 ³/₁₆ _____
 Height (mm): 180 _____
 Height (in): 7 ¹/₁₆ _____
 Max. Overall Height (mm): 3180 _____
 Max. Overall Height (in): 125 ³/₁₆ _____
 Weight (kg): 4.5 _____
 Weight (lbs): 9.9 _____
 Diffuser: Arylic - Satin _____
 Fixture Finish: WHI / BLK _____
 Fixture Material: Metal _____
 Cable Details: 3000mm Cable _____

ELECTRICAL

Number of Lamps: 6 _____
 Lamp Type: LED Retrofit _____
 Lamp Shape: A19 _____
 Bulb Included: Bulb Not Included _____
 Max. Wattage Per Lamp (W): 7 _____
 Lamp Base: E26 _____
 Input Voltage (V): 120 _____
 Upon Request: 277Vac / GU24 _____

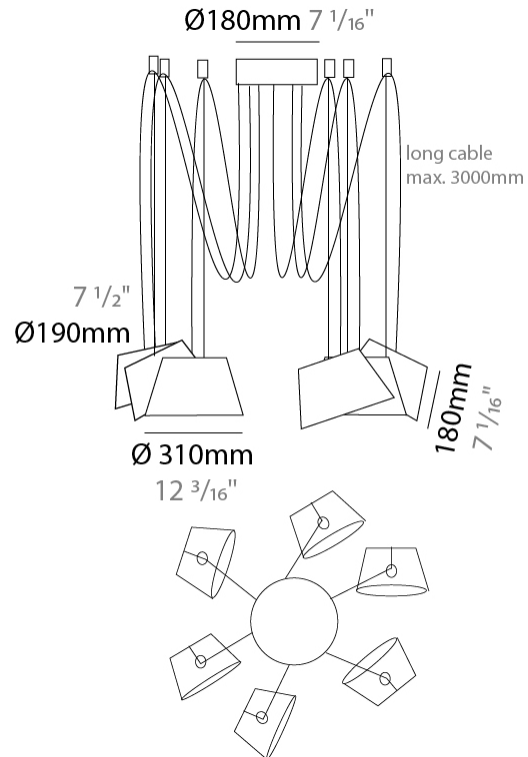
LED

OPTICAL

Adjustability: Tilting _____

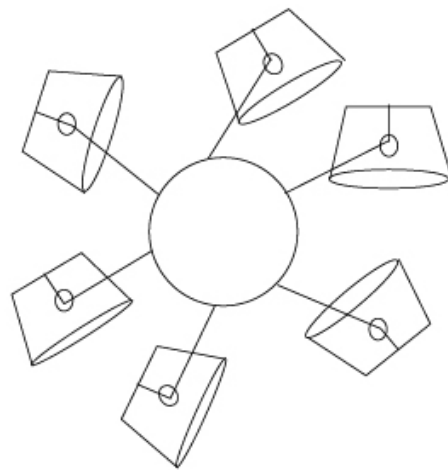
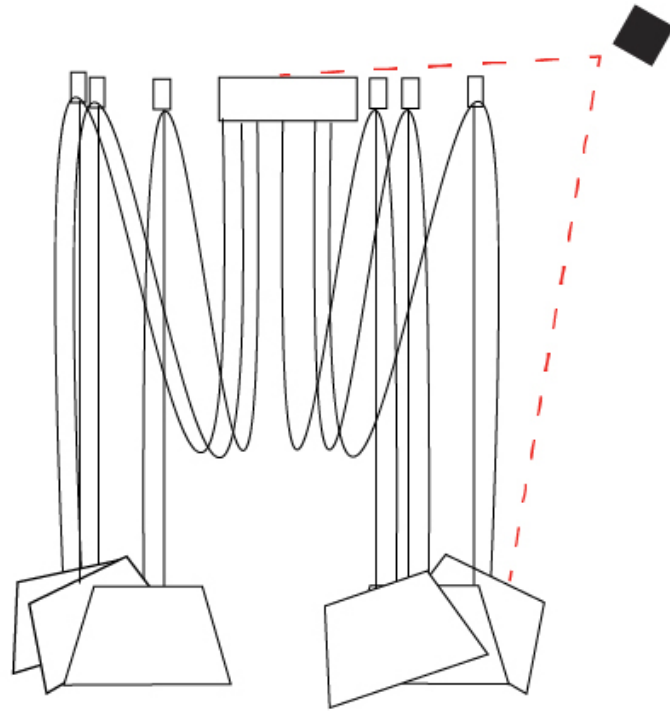
RATINGS AND CERTIFICATIONS

Certified By: Certified for North American Standards _____
 IP rating: IP20 _____



D111044-

PROJECT	_____
TYPE	_____
SPECIFIER	_____
QUANTITY	_____
DATE	_____




D

PROJECT	_____
TYPE	_____
SPECIFIER	_____
QUANTITY	_____
DATE	_____

Fixture Finish

White - WHI



Black - BLK



Olive - OLV



Terracotta - TER



Digital: Not all screens are calibrated the same, and therefore, colors will appear differently between screens.

Physical: When texture is involved, there will be variations in color, character and tone within a product series and between product families.



COMPLETE COLOR FINISH CHART

Standard Colors of Recycles Cords



Sustainable Thin Cord



Standard Colors with [S-]

Other fabric cord colors available upon request. Price increase and minimum quantities may apply

Digital: Not all screens are calibrated the same, and therefore, colors will appear differently between screens.

Physical: When texture is involved, there will be variations in color, character and tone within a product series and between product families.

Zaneen Group Inc. © 2024, T 1800-388-3382, F 416-247-9319, www.zaneen.com

Available for International specifications by adding 'INT' at the end of the existing Model #. For assistance on 'custom' specifications, contact zteam@zaneen.com.

In a constant effort to supply the best product, we reserve the right to change specifications or materials without notice. The most recent specification sheets are found at zaneen.com

COMPLETE COLOR FINISH CHART

Special Colors (for indoor use only)

CRISTAL Pant. Glass 75 	Crudo Pant. 7401C 170 	ORO Pant. 872C 16 	GOLDEN Pant. 7403C 7 	AVELLANA Pant. 1955C 152 
ALPACA Pant. 429C 1401 	ARENA Pant. 465C 151 	CASTOR Pant. P7530C 167 	TABACO Pant. 1545C 203 	MARRON Pant. 476C 187 
TUNEL Pant. Black 7C 169 	BURDEOS Pant. 188C 163 	FRESILLA Pant. 695C 273 	ARCILLA Pant. 1675C 205 	SATAN Pant. 207C 19 
MUSGO Pant. 5535C 320 	NOCTURNO Pant. 7547 66 	MEDAS Pant. 295C 168 	LAVA Pant. 151C 1334 	FUEGO Pant. 185C 245 
VERDE OSCURO Pant. 3298C 358 	MARINO Pant. 289C 63 	AZUL ELECTRICO Pant. 2945C 168 	CALABAZA Pant. 158C 84 	ROJO Pant. 186C 241 
JUNGLA Pant. 356C 310 	AZUL ROYAL Pant. 288C 1075 	VIOLETA Pant. 7676U 147 	AMARILLO Pant. 109U 1 	CICLAMOR Pant. 205C 264 

Standard Colors with [S-]

Other fabric cord colors available upon request. Price increase and minimum quantities may apply

Digital: Not all screens are calibrated the same, and therefore, colors will appear differently between screens.

Physical: When texture is involved, there will be variations in color, character and tone within a product series and between product families.

Zaneen Group Inc. © 2024, T 1800-388-3382, F 416-247-9319, www.zaneen.com

Available for International specifications by adding 'INT' at the end of the existing Model #. For assistance on 'custom' specifications, contact zteam@zaneen.com.

In a constant effort to supply the best product, we reserve the right to change specifications or materials without notice. The most recent specification sheets are found at zaneen.com

LEGEND

	floor-mounted		pivotal		special LED (upon request) RGB, RGBW, tunable, gold+, meat+, art+, fashion+
	wall and ceiling: recessed and surface mounted		rotating		warm dim / natural dimming LED
	ceiling-mounted and wall-mounted		illuminate tilted		rechargeable battery powered
	wall-mounted		color of suspension cable		fixture with natural vivid LED (upon request)
	omni-directional light distribution		length of suspension cable		color rendering index
	direct light distribution		reflector degree selection		color temperature
	direct/indirect light distribution		super spot		lumen (luminous flux)
	indirect light distribution		lens		efficacy (lumens per watt)
	asymmetric light distribution		lens pack		Unified Glare Rating (UGR) range from 5-40
	aura light distribution		shine ring		marine grade (AISI 316 stainless steel)
	round wall or ceiling cut-out		integrated shine ring with diffuser		walk on
	square wall or ceiling cut-out		free individual colors 01-29		drive on
	the supplied jig specifies the cutout dimensions		individual colors: 00 (free of charge), 01-25 (extra charge)		Dark Sky Compliance
	minimum distance (meters) lamp - object		luminaire part to be colored (F1)		Americans with Disabilities Act (less than 4" off the wall located between 27"-84" from floor)
	recessed depth		luminaire part to be colored (F2)		lamp protected against explosion
	ceiling thickness in mm		luminaire part to be colored (F3)		blown glass using traditional methods by master glass blower
	ceiling thickness selection		luminaire part to be colored (F4)		acoustic material
	dimnable DP (phase), DV (0-10V), DD (dali), DS (step-dim)		luminaire part to be colored (F5)		protection class I, protection insulation
	included or excluded LED driver/transformer/control gear		color of 3-circuit adaptor		protection class II, protection insulation
	separately switchable		indirect diffuser		ETL Certified to UL and CSA Standards
	sensor		direct diffuser		UL Certified to UL and CSA Standards
	remote control		ball-proof (upon request)		CSA Certified to UL and CSA Standards
	available upon request		accessory		Certified for North American Standards

IP RATING

	protected against ingress of solid bodies greater than 12.5mm (finger)
	protected against ingress of solid bodies greater than 2.5mm protected against sprays of water up to 60 degrees from the vertical (rain)
	protected against ingress of solid bodies greater than 1mm (wire) no protection against the ingress of moisture
	protected against ingress of solid bodies greater than 1mm (wire) protected against sprays of water up to 60 degrees from the vertical (rain)
	protected against ingress of solid bodies greater than 1mm (wire) protected against water splashed from all directions
	protected against limited ingress of dust (wet rooms/covered outdoor areas) protected against water splashed from all directions
	protected against ingress of dust protected against jets of water
	protected against ingress of dust protected against powerful jets of water or heavy seas
	protected against ingress of dust protected against immersion of water between 15cm - 1m for 30 minutes
	protected against ingress of dust protected against immersion of water under pressure for long periods

IK RATING

	protected against 0.14 joules impact (equivalent to 0.25kg mass dropped from 56mm above the surface)
	protected against 0.2 joules impact (equivalent to 0.25kg mass dropped from 80mm above the surface)
	protected against 0.35 joules impact (equivalent to 0.25kg mass dropped from 140mm above the surface)
	protected against 0.5 joules impact (equivalent to 0.25kg mass dropped from 200mm above the surface)
	protected against 0.7 joules impact (equivalent to 0.25kg mass dropped from 280mm above the surface)
	protected against 1 joules impact (equivalent to 0.25kg mass dropped from 400mm above the surface)
	protected against 2 joules impact (equivalent to 0.5kg mass dropped from 400mm above the surface)
	protected against 5 joules impact (equivalent to 1.7kg mass dropped from 300mm above the surface)
	protected against 10 joules impact (equivalent to 5.0kg mass dropped from 200mm above the surface)
	protected against 20 joules impact (equivalent to 5.0kg mass dropped from 400mm above the surface)